

Annual Report 2013

In 2013 the Hungarian Prison Administration performed all of its legally required duties to receive, keep and care for prisoners safely and to high professional standards.

One of our greatest achievements for the year was the completion of a new Prison Service Code which is going to enter into force on January 15, 2015.

We gave expert opinions on proposed legislation concerning the entry into force of the new Criminal Code, and the practicalities of a new system for criminal misdemeanors.

Due to certain changes in the Hungarian Civil Code we had to review legislation on the Prison Administration. We also had to harmonize service regulations for armed officers with those applicable to all staff under the Ministry of the Interior.

Similarly to previous years, we continued to increase prisoner employment and provide supplies to our own institutions and other public organizations. We managed to raise the necessary funds for the related investments.

On September 8, 2013 the Minister of the Interior finalized acting Director General, formerly Deputy for strategic planning and coordination, in the position of Director General for the Hungarian Prison Service. On February 1 the Governor of Budapest Remand Prison was appointed Deputy to the Director General for security and incarceration.

The person of four Heads of Department, twelve Governors and three prison enterprise Managing Directors changed during the year.


Prison Service Headquarters followed its regular internal audit schedule to conduct six comprehensive investigations, two follow-up investigations, and close to 300 targeted investigations. Audit activities have been extended to a monitoring of PPP institutions, their employment contracts, and the cooperation with the service provider.

Prosecutors' offices continue to lead the way in our external audits with their supervisory investigations, with the Commissioner for Fundamental Rights coming in second with his 39 investigations at 20 of our sites, only five of which were concluded with recommendations to address issues.

The European committee against torture and cruel, inhuman and degrading treatment (CPT) visited four of our institutions. The committee found improvement in several areas over their previous visit in 2009, and made new recommendations we since then have taken steps to address.

The wrongful imprisonment workgroup of the Office of the UN High Commissioner for Human Rights visited five institutions to study the legal background, court practices and administrative aspects of imprisonment in Hungary. Their report is expected to be published in the third quarter of 2014.

Up-to-date information technology is a prerequisite of the organization's efficient operation. Under the EKOP development project we introduced a new staff record system (NexonHR) and a complex prisoner record system complete with financial and healthcare data (FÓNIX).



Balassagyarmat Strict and Medium Regime Prison

Prison staff

Authorized headcount for prison service staff was 8329, standard service headcount was 8254, financing was available for 8192. In September we received approval for an increase of 61 in the standard headcount to account for capacity extensions at certain institutions. As a result, standard service headcount changed to 8315. The number of persons officially employed by the

Prison Administration was 7 915 at the beginning of the year, slightly higher than in the previous year, and it increased further to 8050 by the end of December giving a 96.8% staffing ratio.

Due to an increased efficiency in filling vacancies recruitment also picked up (2012: 795; 2013: 825).

Recruitment and resignation



Staff training

We introduced new staff record software and published a user's manual customized for the Hungarian Prison Administration. NexonHR launched on July 1; staff ranking and data cleansing are in progress.

In order to be able to deliver to the highest professional standards with prisoner population on the increase, we need a training schedule. Every manager participated in management trainings during the year, and we offered special training to every service area with an intention to reach out to each of the different groups among staff.

The elementary-level service training course offered by Prison Service Training Center had 446 enrolled students; 423 passed elementary-level exams. The intermediate course had 177 students; in June 165 students passed their exams. We launched a new modular training course in September with 21 students. 158 students took the advanced-level exam preparation course and they all passed.

The National Public Service University had 36 students majoring in Prison Service last year, 10 students passed their final examinations and 8 received diplomas.



Discipline

There were 902 disciplinary investigations during the year (2012: 809). 481 cases warranted disciplinary action (2012: 391), which affected 6.2% of our officers. The increase in numbers is primarily due to tighter supervision and reporting.

During the year 592 criminal cases were initiated against members of staff, which is a 23% decrease from the previous year (2012: 769). The decrease is mainly due to changes in the Criminal Code and Act on misdemeanors, but changes in the prosecution system also played a part by modifying related legal competences and authority. 32% of the cases were closed during the investigation stage. 190 persons became suspect and 168 persons were charged in court. 59 persons received condemning sentences (2012: 75).

Cooperation with investigators, courts and National Security experts continues, especially with regards to training courses.

Prison security

Prison security improved from last year in that we saw no special incidents in 2013. Security staff increased in number, the management team remained unchanged, and as a result work continuity was maintained. In addition to our central officer training program, we offered specialized trainings for package x-ray operators and shooting practice sessions to all officers.

Security is a concern in prisoner employment, which is why we introduced a Security Manual for off-site workplaces.

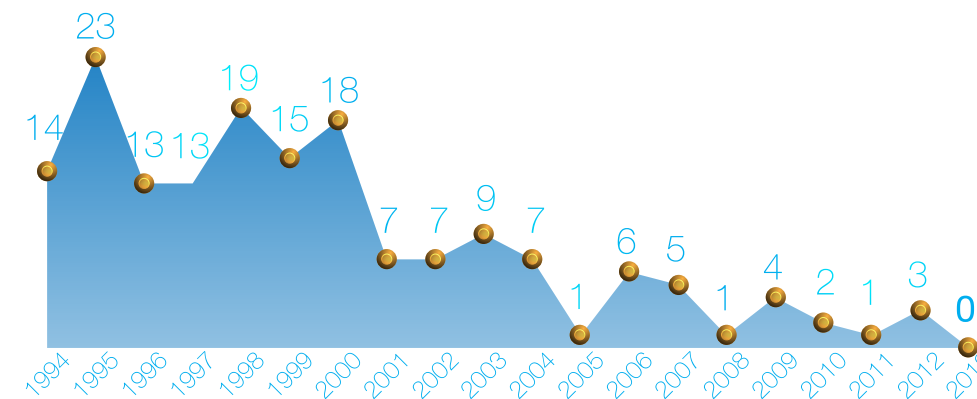
We also introduced new suicide prevention procedures incorporating our experiences from incidents in recent years. In order to improve the efficiency of suicide prevention we prepared a case study of serious incidents in previous years to be used for analysis in our staff training program.

Several institutions hosted interdisciplinary practice sessions with other law enforcement teams. Such events can greatly improve the speed and quality of cooperation in emergency situations. We take pride in the fact that no prisoners escaped during the year, which we believe is due to the effectiveness of recently introduced security measures.

Building renovations greatly improved security in several institutions. Three institutions fortified their outer walls, modernized their sentry stations, and many more refitted their gates and entrances.

Although a comprehensive development of security systems has not been possible, we managed to improve our local camera surveillance and purchase new

Escape of prisoners



metal detectors. We started a replacement schedule for coercive devices. Security shift scheduling and management are now computerized.

Service dogs underwent a ranking examination which somewhat decreased their number, but overall special operation potential improved. We offered service dog training to officers from various prisons. Under a

cooperation agreement with the Police Dog Training Center of Dunakeszi we offered an elementary-level drug training course to two of our service dogs and their officers, and an additional drug training course to seven more. Two of our officers from Budapest Remand Prison successfully trained for finding mobile phones with their dogs, a very unique accomplishment.



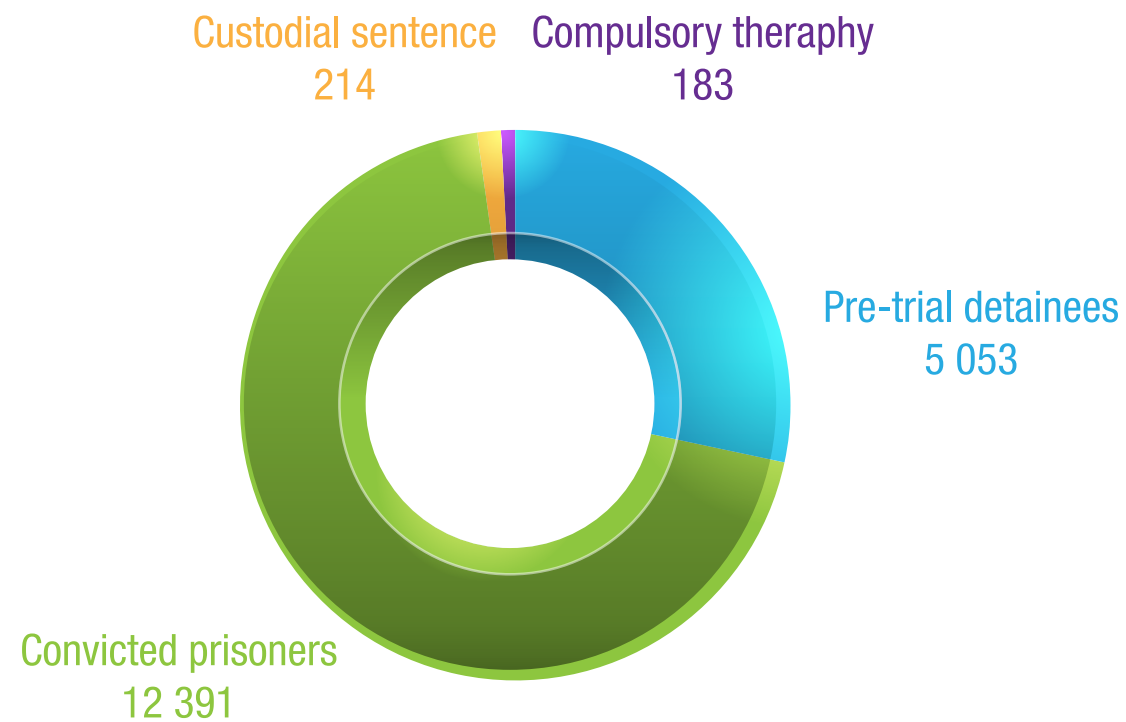
Prison population

During the first quarter the number of prisoners increased by almost a thousand. By the end of the first half year, prison population reached 18,439 (146% capacity); a number last seen in August 2002 (18,068). In the second half of the year prisoner numbers fluctuated around 144-145% of capacity. At the end of the year we were holding 17,841 prisoners, which is 143% of our capacity.

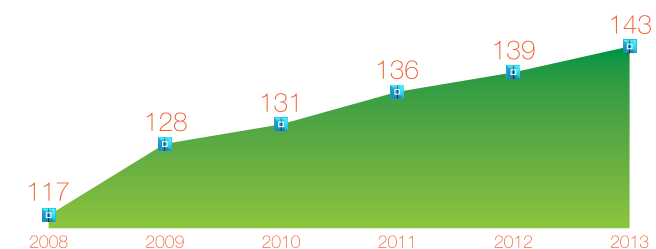
The number of persons held in pre-trial custody increased to 5,053 which is 28.3% of the total prison population. The proportion of long-term remand prisoners increased: 312 persons had spent more than 24 months in pre-trial custody.

The number of convicted prisoners was 12,391, which is 3.4% higher than last year. Medium regime prisoners take up the bulk with 59%, the proportion of strict regime prisoners increased by 3.5%, while the number of light regime prisoners (including those serving a fine or community work conversion sentence) changed little. Managing and housing prisoners with long or life sentences remains the greatest of our challenges; their number continued to increase throughout the year.

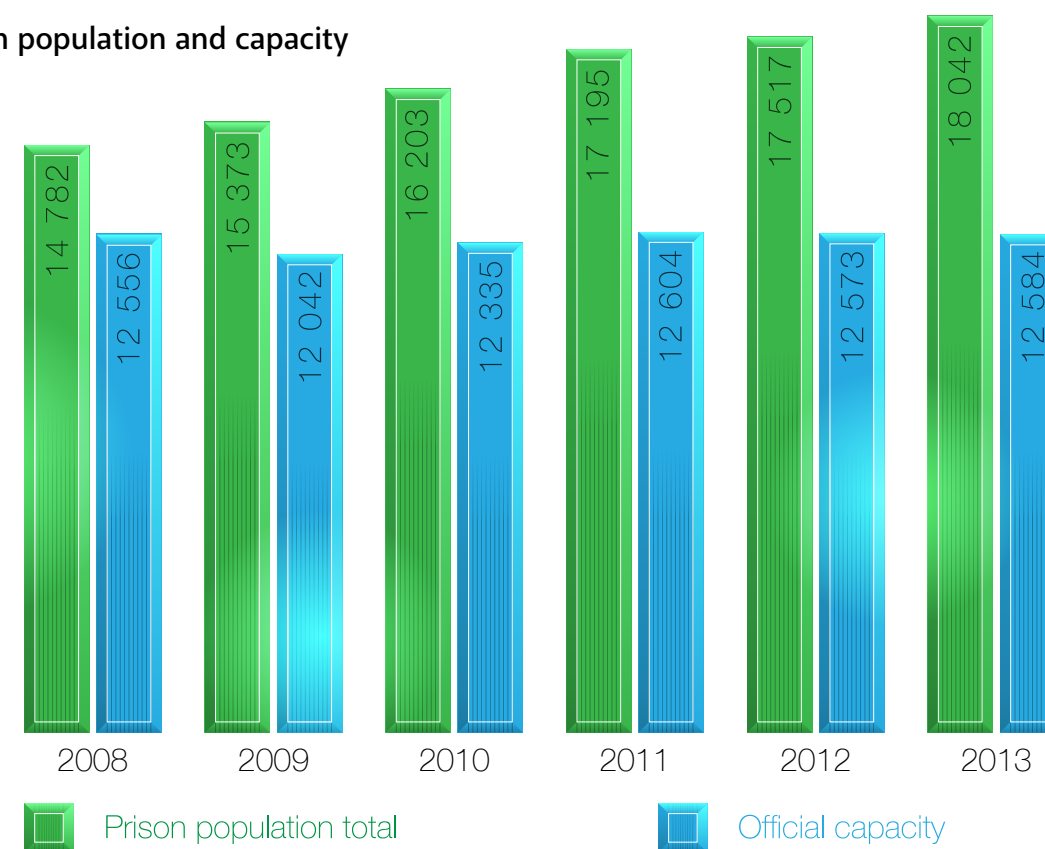
Prisoner distribution (number of persons)



Overcrowding level (%)



Prison population and capacity

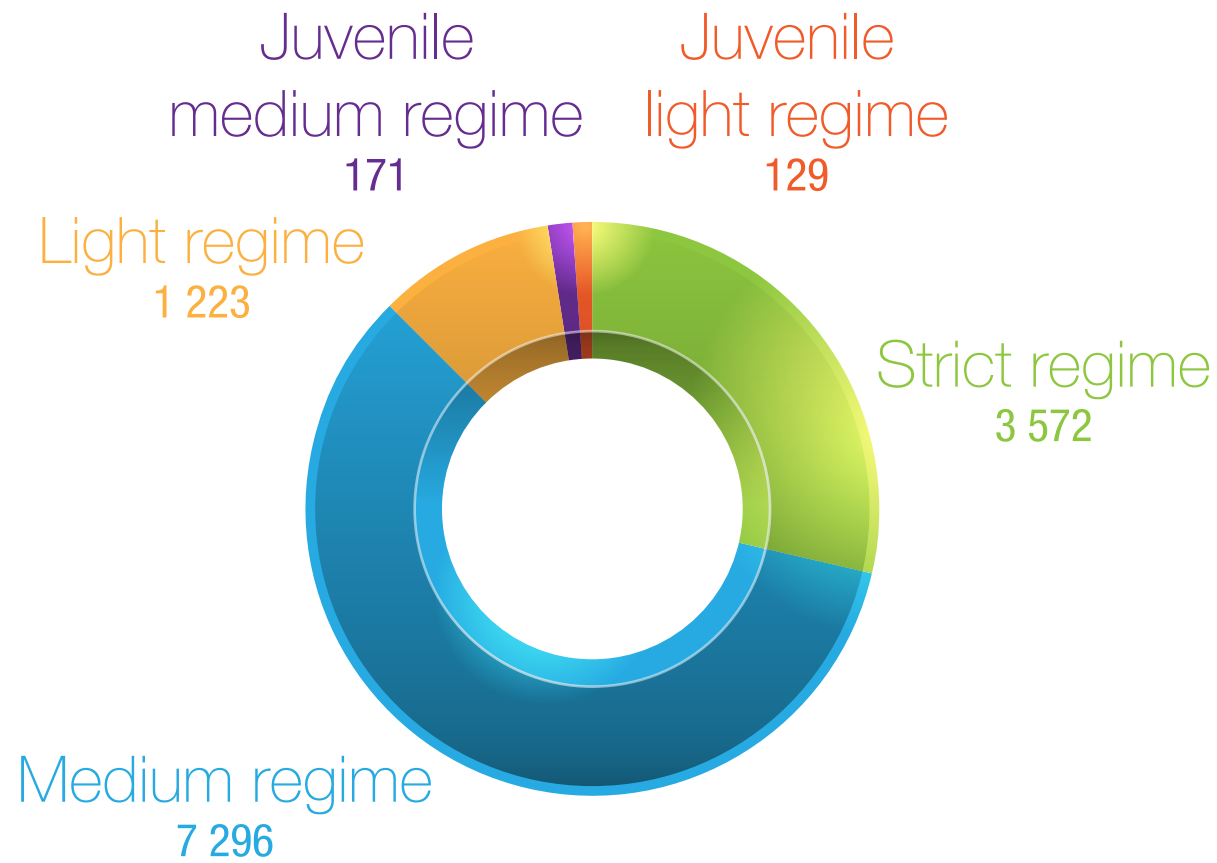


Short-term detention remains a problem: the number of such prisoners often exceeded 300 during the year. While these prisoners are usually held for a few days only, finding suitable accommodation is difficult and the related administration is a burden on our resources. The number of persons treated in the Forensic Mental Hospital (IMEI) during the year was 182.

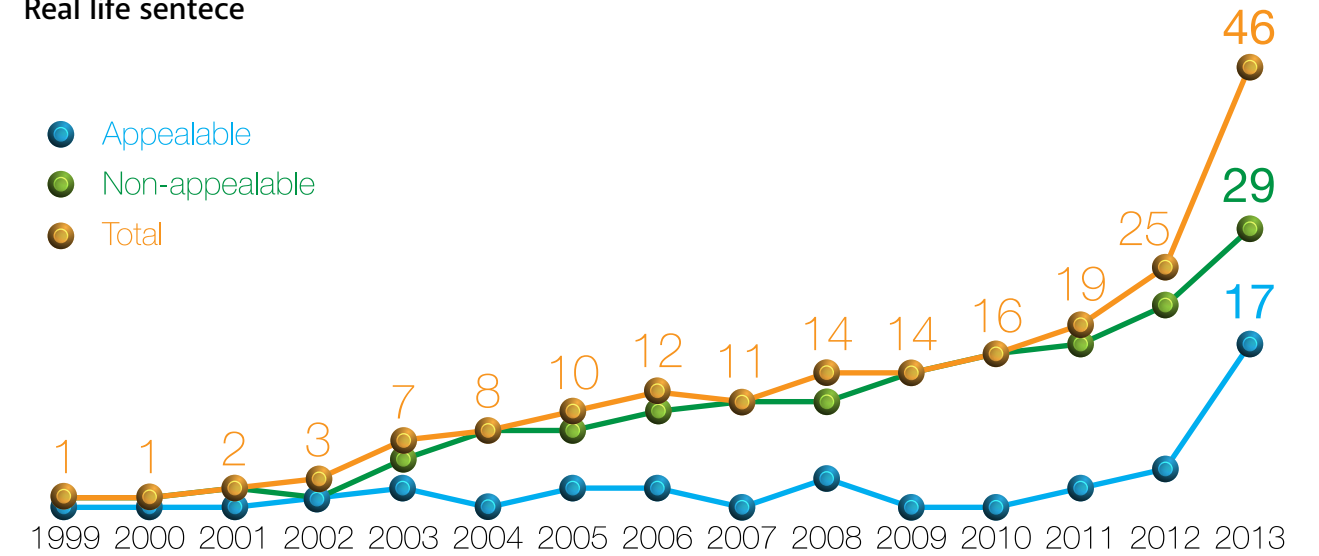
The number of juvenile prisoners was 478, which is 2.67% of the entire prison population and a slight decrease from previous year's 514.

1356 prisoners are female, which is an increase over the previous year. Their proportion within the total population thus increased to 7.6%. Finding suitable accommodation for women is an ongoing challenge because the capacity of living quarters dedicated to women is

Prison regime distribution



Real life sentence



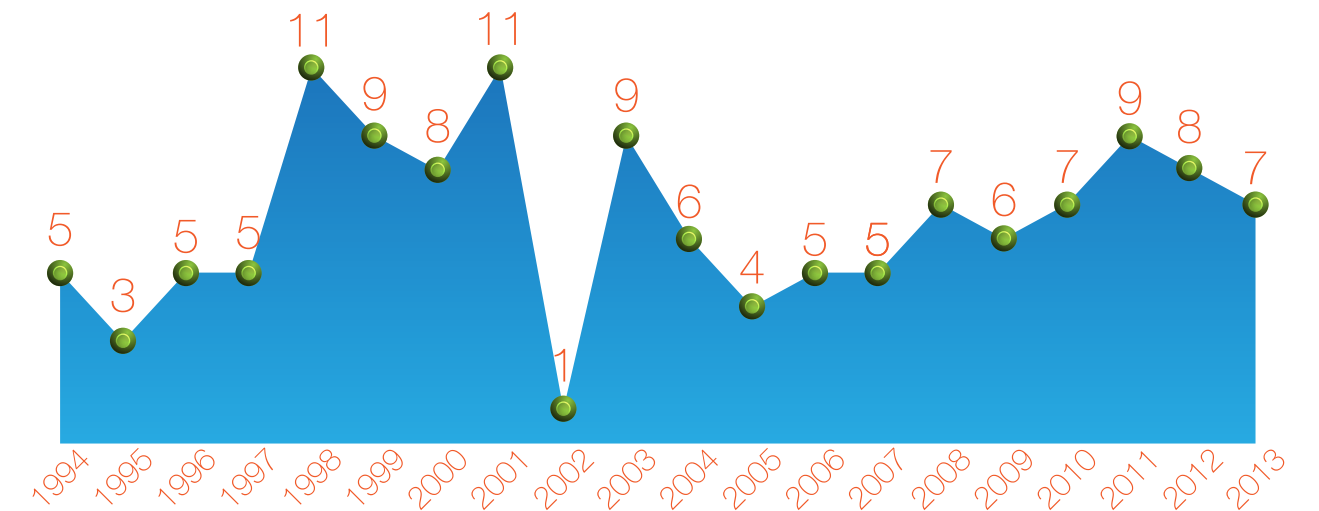
too low. In order to ease this tension, Budapest Remand Prison opened a new wing for 100 female prisoners in December 2013.

Romania (244), Serbia (77) and Vietnam (65) leading the way.

The number of foreign prisoners increased by 32; to 653. Foreign prisoners come from 55 countries, with

Last year 7 prisoners committed suicide in custody. Our staff prevented 42 suicides. Despite the growth of prison population violence among prisoners decreased (2012: 431 incidents, 2013: 410).

Successful suicide attempts

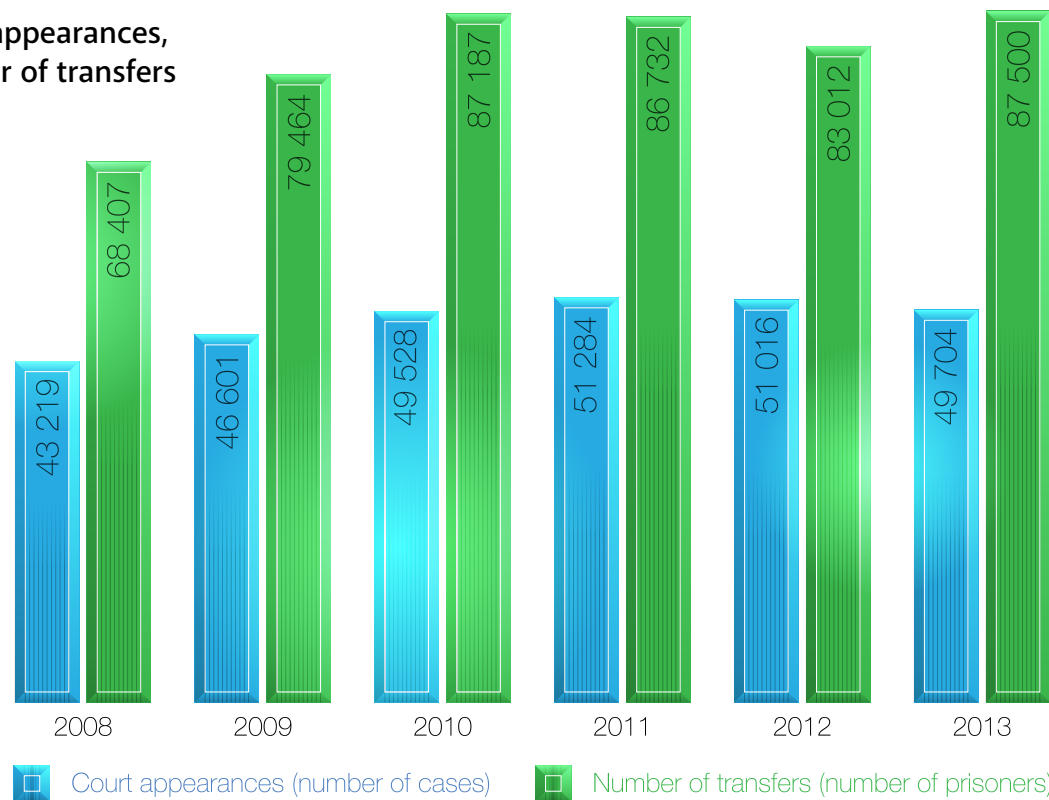




We found more mobile phones than last year (2012: 437, 2013: 499); in 30% of the cases the phone never reached the prisoners. Drug-like substances were found in packages, prison cells and post-visit searches on 123 occasions, and were handed over to the police for investigation.

Prisoner transports increased by 5% in number (2012: 83 012; 2013: 87 500), but the prisoners had to appear before courts slightly less frequently (2012: 51 016; 2013: 49 704).

Court appearances, number of transfers



As part of our comprehensive IT reform called FÓNIX we introduced a prisoner record system (FANY). This new system features applications to connect with other state institutions we are in contact with. As a pilot project we introduced electronic data provision to the National Office for the Judiciary.

595 persons were granted short-term leaves on 1089 occasions (2012: 705 / 1195); 225 persons took 340 breaks from prison (2012: 269 / 456). Despite the increase in prisoner population these numbers are declining, with is due to the change in the prevailing principles in criminal justice: once the new Criminal Code entered into force eligibility for leaves of absence narrowed. Every prisoner returned from short-term leaves.

Prisoners and their representatives, as well as human rights organizations often submit complaints and requests. We consider addressing these issues a priority and we always do our best to provide correct information, observe deadlines, grant speedy procedures where appropriate, and offer legal remedy.

We received 958 requests for leaves of absence from prisons during the year. On 194 occasions the court approved the request, while in 34 cases there was an official reason for temporary leaves. All in all there was a slight increase in the numbers (2012: 961/176/38).

Out of the approved 194 the prisoner failed to report back on 2 occasions. One of these escaped prisoners was found and returned by the police.

LEAVES OF ABSENCE FROM PRISONS				
AUTHORITY	REQUEST		OFFICIAL	
	Filed	Approved	Retrial	
Minister	72	26	Review	2
Director General	144	15		
Prison Governor	742	153		
			Other	19
Total	958	194		34

Prisoner education

Education is key in facilitating social reintegration. On December 31, 2013 prisoners had the following levels of education:

Level	persons	%
Illiterate	180	1,0
1-4 years elementary	685	3,8
5-7 years elementary	2 123	11,9
8 years elementary	10 006	56,1
Special education	35	0,1
Vocational training	2 491	14,0
Secondary vocational	758	4,3
Post-secondary vocational	305	1,7
Secondary grammar school	788	4,5
College	300	1,7
University	170	0,9
Total	17 841	100,0



Prisoners have a lower average level of education than society as a whole. In the academic year of 2012/2013 787 prisoners were enrolled in elementary school, and 750 of them passed the year. In 2013/2014 1151 persons continued elementary school.

Secondary school remains popular with prisoners; it is available in every institution. In 2013/2014 819 prisoners were enrolled in secondary school.

Higher education is also available. The number of students in higher education increased from 38 to 46. A great number of prisoners finished 8 years of elementary school but have no vocational training. We offered 37 different training courses to a total of 720 students.

Year	Elementary	Secondary	Higher	Vocational	Total
2012/2013	787	836	36	361	1 984
2013/2014	1 151	819	48	720	2 690



Religion and spiritual wellbeing are of great importance to prisoners. We employ 34 prison pastors in the country; there were several religious events and gatherings during the year.

Prisoner healthcare

Prisoners remain eligible for prevention and care under national social security. The number of prisoner visits with doctors decreased by 6%, which is in part due to the fact that medicine is no longer provided free of charge. Despite the increase in prisoner numbers, the consumption of medical drugs decreased. Instead of having contact persons send over-the-counter drugs and devices to prisoners in packages, which constitutes a security risk, prisoners can now request the purchase of such and charge the price on their deposits.

Prisoner health indicators correspond to national averages; leading causes of death are circulatory conditions and malign cancer.



Our psychologists place special emphasis on suicide prevention and specialized care for prisoners in special regimes. They scan incoming patients and identify mentally vulnerable prisoners who in turn are placed into special groups. Crisis intervention and individual therapy are also available.

The institutions dedicated to addiction treatment follow a special treatment program for drug addiction, while also offering prevention and awareness programs with the help of our partner NGOs.

There were no outbreaks of epidemics; few and well contained infections were recorded. Stopping tuberculosis from spreading is a concern everywhere in Europe, and it is a task prison administrations can further effectively. Prisoners constitute a high-risk group; we scanned 23601 persons, which is a significant increase from the previous year (2012: 17261). Fortunately the number of positive results did not change significantly.

Financial management

The Hungarian Prison Service managed to maintain a stable liquidity position throughout 2013 by exercising cost control. The effect of some earlier cost-saving investments made using from EU funds began to deliver good results; meanwhile the first stage of our capacity expansion program was concluded.

The Hungarian Prison Administration had had no overdue accounts payable at the end of 2012; we started 2013 in HUF 3,083.5 million surplus. State funds dedicated to prison service decreased by 3% (by HUF 1,659.4 million) but the revenue target remained unchanged.

Our total expenditure increased significantly, by 16.5% (8,159.8 million). Some of our funds were withheld during the year but we could use the surplus from the previous year to ensure continuity. We managed to close 2013 with no outstanding debt.

The Prison Administration owned 427 service vehicles at the end of the year. We purchased 71 new vehicles during the year and sold 35. The average age of service vehicles changed from 10 years to 8.5 years and the operation of our fleet became more affordable.

15 institutions published and signed 37 public procurement contracts, mainly for purchases related to prisoners (medicine, food, healthcare) and maintenance works. Prison Service Headquarters were responsible for the following major contracts:

- purchasing mineral gas for the institutions for the year July 1, 2013 to June 30, 2014. Value: HUF 931 million
- purchasing 5 high-capacity prisoner transport vehicles (with option for 5 more).



Value: HUF 240 million (+240 million) - 7 construction and planning contracts, all related to capacity expansion.

Bács-Kiskun County Remand Prison renovated its kitchens, which means that now almost every institution has its own catering facilities; 85% of prisoners are fed through our internal network. We purchased equipment for prison cells, bedding and clothing from prison enterprises to a total value of HUF 335 million. Prisoner clothing is being redesigned to create a simpler and cheaper design.

Prisoner employment remained a priority; similarly to previous years employment among prisoners increased and the role of the Central Supply Office increased. We made a few related investments using our own funds.

The number of employed prisoners increased further, to 7,231, which is a 5% increase over the previous year. Working prisoners received HUF 32,659 a month on average; prison enterprises paid an average of HUF 28,949 a month.

With the increase of central procurement activities business growth and further prisoner employment became possible. Prison enterprises are expected to close the year with a profit of HUF 1,496.5 million (industry 699.3 million, agriculture 797.2 million), which is more than twice the plan. Expected net revenue increased by 25%, to HUF 14.2 billion. About half of this came from internal and central procurement. Another source of public funding was procurement contracts signed with other government organizations, which amounted to 2.7% of revenues. Export paid a similar amount, HUF 334 million, 85% of which was realized by NOSTRA Ltd. The most profitable prison enterprise was Pálhalmi Agrospeciál Ltd. None of the prison enterprises closed the year with a negative profit.

Prison enterprises were active in various government programs. Two prison service pilot projects provided employment to 1,200 public workers.

We continued to develop our internal supply capabilities. In order to be able to diversify the clothing manufacturing capacity, we applied for tender money to modernize our equipment. We can now supply more food to our institutions internally, because, in addition to the existing meat, vegetable and baked goods supply we added a poultry slaughterhouse at Állampusztai Ltd.

The enterprises had worked together to create the government partner trademark "Állami Partner" for 100% state-owned companies, and now added the first commercial brand "JURTA". The partners opened one outlet store in Sátoraljaújhely.



Projects

We have 33 EU-funded projects in progress, to HUF 2,421 million in value. Nine of them are for infrastructural development, and 24 are for programs for staff or prisoners. Seven projects finished in 2013 to a total value of 2,044 million. 22 projects for building modernization are being assessed, to a total value of HUF 5,175 million.

2400 prisoners were involved in our special reintegration project, and a new research project on prison officers began. We created a new Prison Service Code, an impact analysis for a risk management framework, and green papers on modern contacts with the outside world and self-sufficient prisons. We were on the lookout for opportunities to offer improved working conditions to staff: we used HUF 5 million own funds to support staff fitness initiatives at 24 institutions. We raised a total of HUF 1,425.5 million for IT development.



International relations

Tasks related to the drafting of the new Prison Service Code had a strong international dimension: we analyzed laws on prisons from 12 European countries. At the preparation stage we worked with the Ministry of the Interior to organize an international conference to meet experts from 8 countries, from the Ministry of Justice and Public Administration, the Chief Prosecutor's Office, and the Vice President of CPT, all as part of the social debate preceding the adoption of the new code.

We treated international joint committee work in the Ministry of Interior a priority, which allowed us to receive delegations from Bavaria and North Rhine-Westphalia and introduce our organization.

The European Union supports specific exchange programs between institutions to help spread best practice and encourage joint effort. These meetings provided very practical skills and devices to facilitate social integration.

We were active in international organizations. We delegated officers to

- the MECR meeting in Vienna and Straubing,
- the 18th meeting of Prison Director Generals in Bruxelles,
- Visegrad Four prison service meetings in Bratislava and Prague,
- the 30 years of SPACE questionnaire conference in Strasbourg,
- and a prison service risk analysis workshop in London.

